


Op de tast...
herfst



Op de tast...



herfst

Dit is een inzage-exemplaar. Kopiëren en vermenigvuldigen is niet toegestaan.
Deze tekening komt uit een Op de Tast boek, uitsluitend te bestellen door of
voor leerlingen met een visuele beperking op <https://educatief.dedicon.nl>

© dedicon

Dedicon, 2020 versie 01





333766_1






1. Hoeveel is elk plaatje waard?





 
= 9



 
= 5



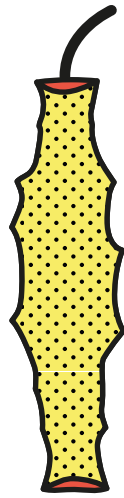
 
= 5




 
= ?

2. Lekker appeltje! Zet de plaatjes in de goede volgorde.


1




2




3





4




5



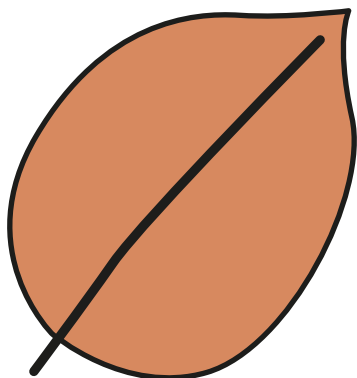
3. Help! De eekhoorn is zijn eikel kwijt. Help hem door de doolhof.






5. In spiegelbeeld. Welke blaadjes komen van dezelfde boom?


1




A



2



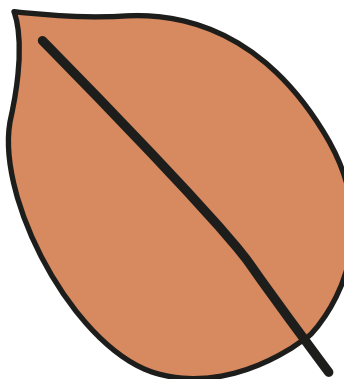
B




3



C



4



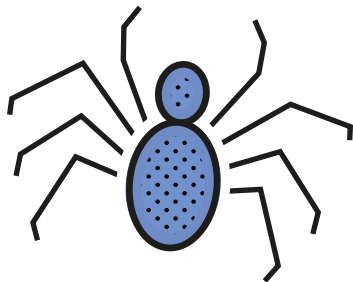
D



Dit is een inzage-exemplaar. Kopiëren en vermenigvuldigen is niet toegestaan. Deze tekening komt uit een Op de Tast boek, uitsluitend te bestellen door of voor leerlingen met een visuele beperking op <https://educatief.dedicon.nl>


© dedicon

6. In elk vierkant is 1 woord verstopt. Zoek de letters en verbind ze met een lijn.



spin

S	P	W
F	I	N
K	V	Z




blaadjes

L	B	U
A	J	E
A	D	S



regen

B	O	P
N	E	R
E	G	T






herfst

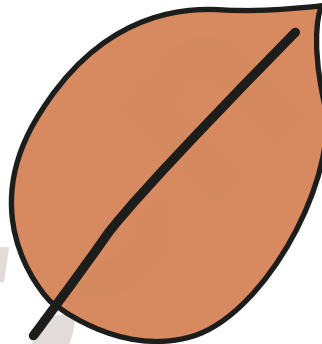
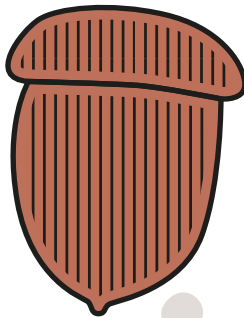
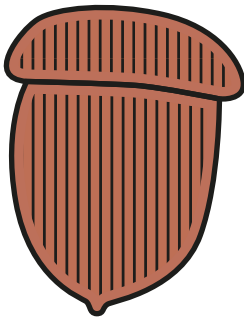
E	T	S
L	H	F
O	E	R






7. Hoeveel is elk plaatje waard?



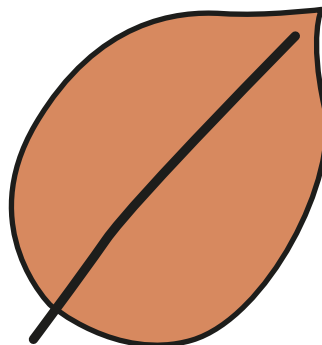

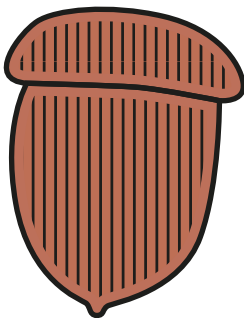

= 14




= 10





= 18





= ?

8. Welke helften horen bij elkaar?


1




A




2




B



3



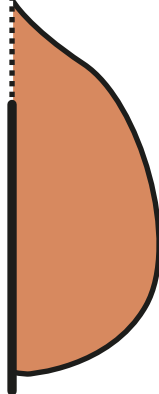
C




4




D




9. Snijd de vrucht doormidden. Hoe ziet de binnenkant eruit? Volg de lijn.



10. Geef jij de egel stekels? Maak het plaatje af. Bedenk zelf hoe.



11. In elk vierkant is 1 woord verstopt. Zoek de letters en verbind ze met een lijn.




egel

E	T	J
G	E	L
Q	W	J




pompeen

P	N	E
P	D	O
O	M	P



appel

I	E	S
C	P	P
L	E	A






eikel

U	I	E
J	K	V
L	E	T


Dit is een inzage-exemplaar. Kopiëren en vermenigvuldigen is niet toegestaan. Deze tekening komt uit een Op de Tast boek, uitsluitend te bestellen door of voor leerlingen met een visuele beperking op <https://educatief.dedicon.nl>

Braille text consisting of three lines of Braille characters.

12. De boom wordt steeds kaler. Zet de plaatjes in de goede volgorde




13. Het regent! Hoe kom je bij de andere laars?







14. Hoeveel is elk plaatje waard?




= 33





= 15





= 39




= ?



15. Welk woord past waar? Plak de letters op de goede plek.

 boswandeling

 herfst

 paddenstoel



 pompoensap

 wolk

	E	E	K	H	O	O	R	N	S




15. Knipblad letters





Antwoorden:



1. Hoeveel is elk plaatje waard?




$$1 + 3 + 2 = 6$$



2. Plaatjes in goede volgorde.



4, 2, 5, 3, 1



5. Blaadjes in spiegelbeeld.



1C, 2A, 3D, 4B



7. Hoeveel is elk plaatje waard?



$$3 + 6 + 4 = 13$$



8. Blaadjes door de helft.



1D, 2C, 3A, 4B



12. Plaatjes in goede volgorde.



5, 1, 4, 2, 3



14. Hoeveel is elk plaatje waard?



$$8 + 5 + 17 = 30$$

Dit is een inzage-exemplaar. Kopiëren en vermenigvuldigen is niet toegestaan. Deze tekening komt uit een Op de Tast boek, uitsluitend te bestellen door of voor leerlingen met een visuele beperking op <https://educatief.dedicon.nl>



Antwoorden:



15. Welk woord past waar?

P								B
A		W						O
D		O						S
D		L						W
E	E	K	H	O	O	R	N	A
N			E					
S			R					D
T			F					E
O			S					L
E			T					I
L								N
								G